

M300/500 Syringe Pump

M500 6.2 inch Touch Screen

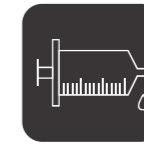


Professional & convenient



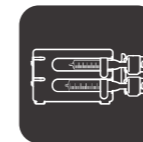
Extensive drug library

M500 provides a library of 2100 drugs and is customizable for new entries, giving medical personnel essential drug options for infusion records to ensure medication safety.



Continuous titration

The infusion parameters setting can be changed without stopping it.



Dual-channel cascade

The dual-channel design provides a relay mode that not only allows for simultaneous injection of multiple drugs, but also cascade administration of the same drug to achieve continuous drug infusion. The maximum continuous single infusion is 120 ml of drug solution.



Multiple working modes

Features rate mode, time mode, weight mode, interval mode, trapezia mode, sequence mode, micro mode, TIVA mode, loading dose mode and night mode, which meet a variety of clinical needs and matched well with other ICU equipment.

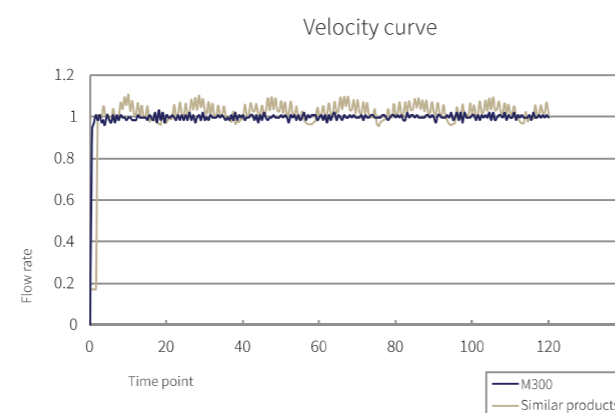
Multi-CPU monitoring High precision injection

CPU matrix

M300 adopts multiple CPUs to monitor each other and form a coordinated alarm system to ensure the safety of injection and prevent accidents.

High-performance motor

The high-performance stepper motor and transmission system allow the M300 to inject without generating pulse waves even at low speeds.



ME600 Infusion Pump

Continuous innovation

- Sophisticated motor and dual detectors guarantee precision and stability
- Intelligent pulse compensation technology
- Intelligent heating technology
- Bubble detection technology
- Patented anti-bolus system

