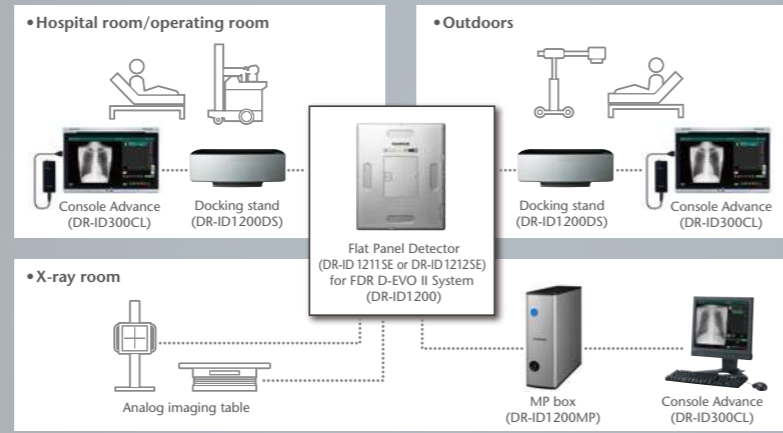


**System configuration**



**“SmartSwitch” Technology**

Fujifilm developed a new technology “SmartSwitch” which allows automatic X-ray detection. With “SmartSwitch,” FDR D-EVO II no longer requires connection between the X-ray generator and DR power supply unit to automatically detect X-rays and start image creation.



**Specification**

<b>Model name</b>	Flat Panel Detector (DR-ID 1211SE) for FDR D-EVO II System (DR-ID1200)	Flat Panel Detector (DR-ID 1212SE) for FDR D-EVO II System (DR-ID1200)
<b>Type</b>	Cassette size detector with ISS (Irradiation Side Sampling system)	Cassette size detector with ISS (Irradiation Side Sampling system)
<b>Scintillator</b>	CsI (Cesium iodide)	CsI (Cesium iodide)
<b>Detector external size</b>	460 × 384 × 15 mm (Approx.) [18" × 15" × 0.6"]	460 × 460 × 15 mm (Approx.) [18" × 18" × 0.6"]
<b>Weight</b>	Approx. 2.6kg [5.7lbs.] (including battery)	Approx. 3.2kg [7.1lbs.] (including battery)
<b>Pixel pitch</b>	0.15 mm	0.15 mm
<b>Pixels</b>	2836 × 2336 pixels	2836 × 2832 pixels
<b>Wireless standard</b>	IEEE 802.11n (2.4GHz, W52/W53/W56/W58)	IEEE 802.11n (2.4GHz, W52/W53/W56/W58)
<b>Image preview</b>	Less than 2sec	Less than 2sec
<b>Cycle time</b>	Less than 9sec (wired) Less than 10sec (SmartSwitch)	Less than 9sec (wired) Less than 10sec (SmartSwitch)
<b>Battery recharging time</b>	Approx. 3hours (with battery charger) Approx. 4hours (with Docking Stand)	Approx. 3hours (with battery charger) Approx. 4hours (with Docking Stand)
<b>Battery performance</b>	Standby: Approx. 4 hours Sleep mode: Approx. 7h 30min Extra sleep mode: Approx. 18h 30min	Standby: Approx. 4 hours Sleep mode: Approx. 7h 30min Extra sleep mode: Approx. 18h 30min

**Optional parts**



Battery charger      Battery      Fujifilm AP

External appearance and specifications are subject to change without notice.  
All brand names or trademarks are the property of their respective owners.  
All products require the regulatory approval of the importing country.  
For details on their availability, contact our local representative.  
Please contact FUJIFILM's authorized distributor for FDR D-EVO II X-ray system.



Be Smart.

**NEW**  
**FDR D-EVO II**  
**C35 | C43**

# The endless pursuit of high image quality

The new D-EVO II CsI detector, the cutting edge of the FDR D-EVO series

Be Smart – Fujifilm DR detector technology has evolved to be smart. Smart use of dose. Smart image processing. Smart construction to withstand tough clinical environments. Smart design for easier technologist handling and patient positioning.



C35 [14"×17" model]



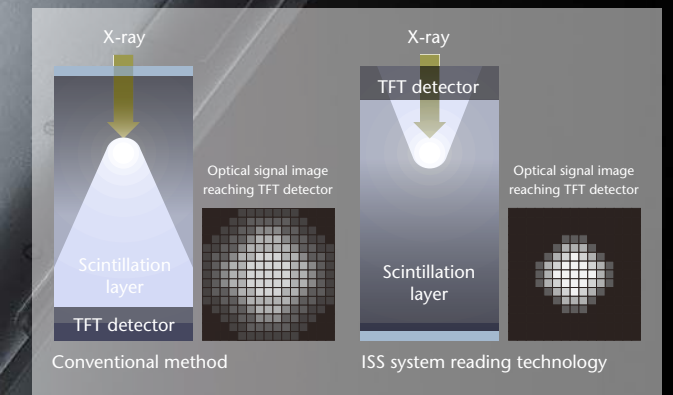
C43 [17"×17" model]

- Designed to be lightweight; only 2.6 kg\* with replaceable battery \*14"×17" model
- Loaded with internal memory that allows detector-only image storage
- Antibacterial, waterproof, and load resistant performance for peace of mind during use
- LED indicators on detector edge confirm center location and distinguish multiple detectors in department
- The rounded form of the detector edges makes handling and patient positioning easy

## Fujifilm's imaging technologies realizes high resolution images in high absorption regions

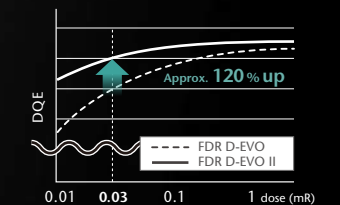
### 1. Fujifilm's unique ISS technology provides high resolution images with low dose

With the CsI columnar crystal scintillator combined with the ISS system, we suppress light scattering and energy attenuation to be impossible with existing reading systems to create images with low dosages and high resolution. We have achieved a top world class 54% DQE (@ 1Lp/mm, 1 mR), MTF 80% (@ 1Lp/mm, 1 mR).



### 2. Fujifilm noise reduction circuit improves detector sensitivity in high absorption regions

The uniquely developed noise reduction circuit reduces noise in the image. It achieves 1.2 times the DQE of existing systems with a 0.03 mR dose. In particular, granularity of low-concentration regions such as the heart and mediastinum is dramatically improved.



With additional major increases in sensitivity in low-concentration regions (heart, mediastinum)

### 3. Image processing technology to optimize imaging results

FDR D-EVO II utilizes the latest Fujifilm digital image processing technologies including Dynamic Visualization, which optimizes image display based on monitor characteristics and FNC noise suppression processing that improves image quality, automatically extracting and separating noise components in the image.

